

Scaled data based on original data using
LM-79-08 Approved Method: Electrical and Photometric Measurements of Solid-
State Lighting Products

Test Report Prepared for
Cooper Lighting Solutions
(formerly Eaton)

Brand: INVUE

Report Number: P671329

Luminaire Tested: **CCP-SA-2A-850-U-SL2**

Issue Date: 04/16/2023



Test Information

Test Method: LM-79-08
Report Number: P671329
Test Lab: INNOVATION CENTER(G1)
Issue Date: 04/16/2023
Manufacturer: COOPER LIGHTING SOLUTIONS (FORMERLY EATON)
Product Line: INVUE
Catalog Number: CCP-SA-2A-850-U-SL2
Description: INVUE CLEAR CURVE POLE MOUNT LIGHT SQUARE LUMINAIRE @350mA w/ SL2 distribution lens
Light Source: (32) 5000K CCT, 80 CRI LEDS
Ballast/Driver: ELECTRONIC DRIVER

Summary

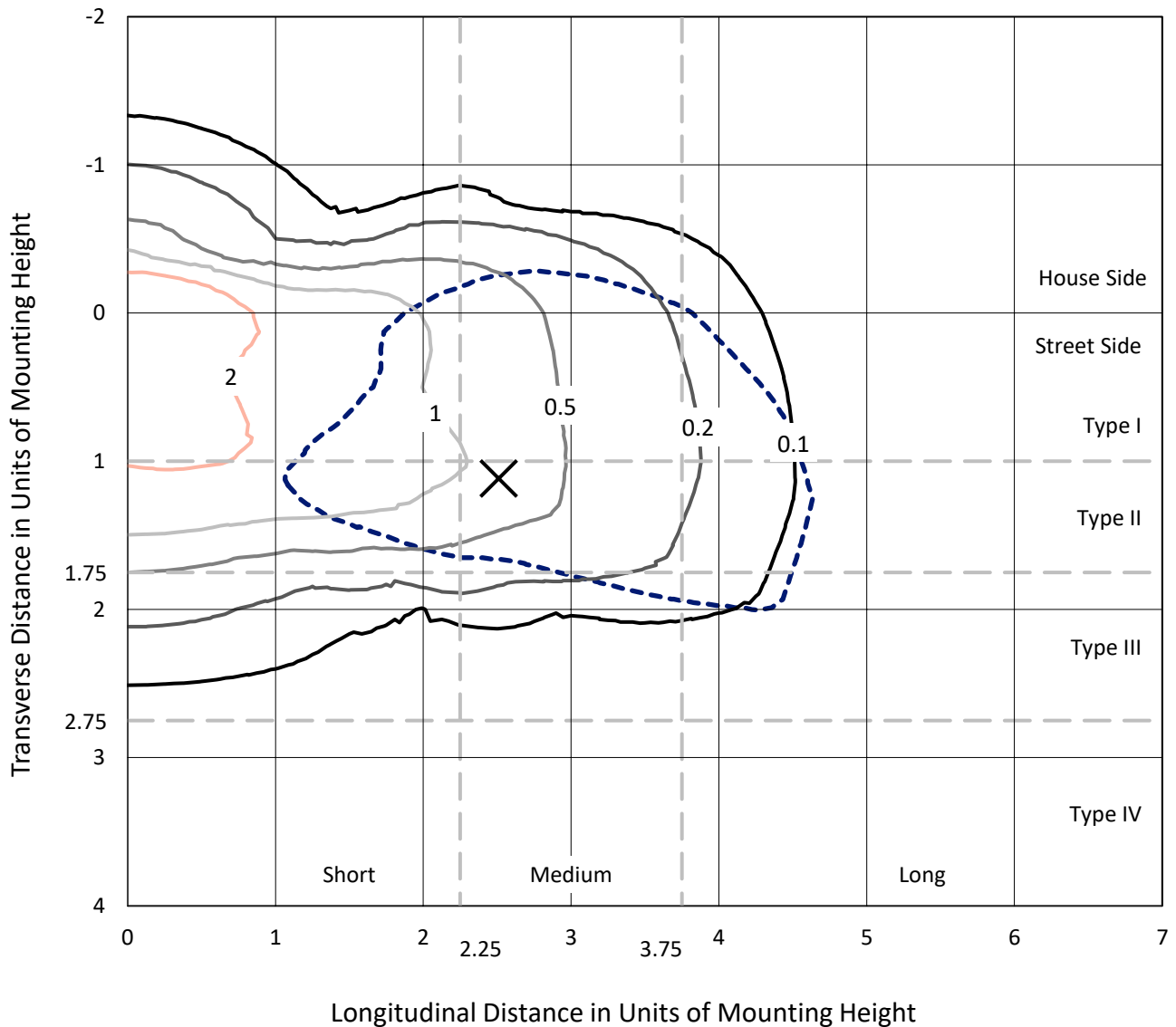
Lumens per Lamp: N/A
Luminaire Lumens: 4725.3 lumens
Efficiency: N/A
Efficacy: 130.5 lumens/watt
Luminous Opening: Rectangular (W 1' x L: 1' x H: 0')
IES Classification: Type III - Medium
BUG Rating: B1 - U0 - G2

Input Watts (W): 36.2
Input Voltage (V): 120
Input Current (Ain): NR
Voltage Rise (V): NR
Power Factor: NR
Total Harmonic Distortion (THDi): NR
Frequency (hertz): 60
Stabilization Time: NR
Operation Time: NR
Ambient Temperature (°C): NR
Test Distance: 25 FT

REPORT NUMBER: P671329
 CATALOG NUMBER: CCP-SA-2A-850-U-SL2

Iso-Footcandle Lines of Horizontal Illumination

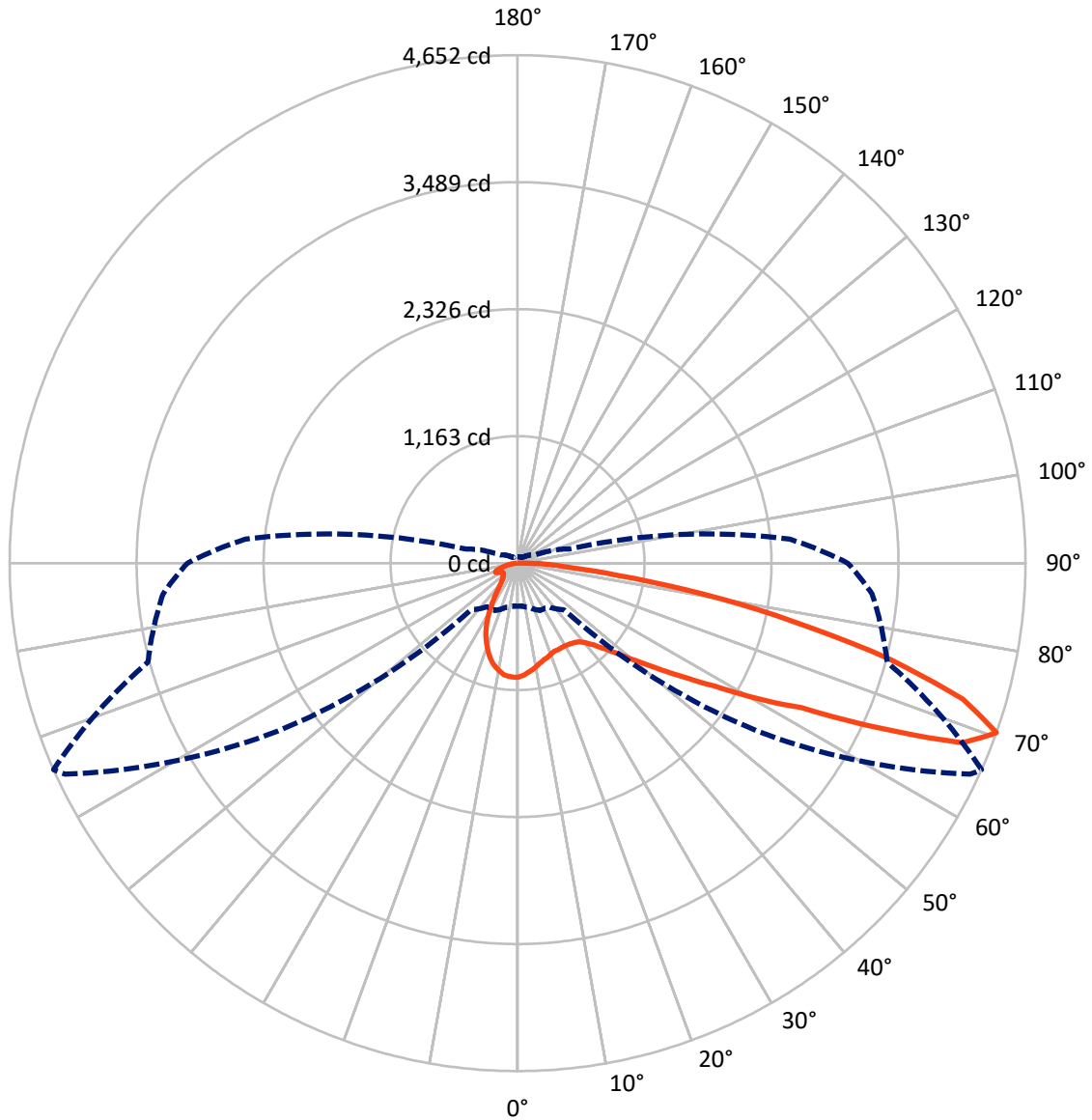
× Max cd
 - - - 1/2 Max cd



Based on 15 foot mounting height. Maximum calculated value = 4.6 fc
 Type III - Medium - N/A

REPORT NUMBER: P671329
CATALOG NUMBER: CCP-SA-2A-850-U-SL2

Luminous Intensity Polar Plot



— Vertical Plane Through 66-Deg Lateral - - - Horizontal Cone Through 70-Deg Vertical

REPORT NUMBER: P671329
 CATALOG NUMBER: CCP-SA-2A-850-U-SL2

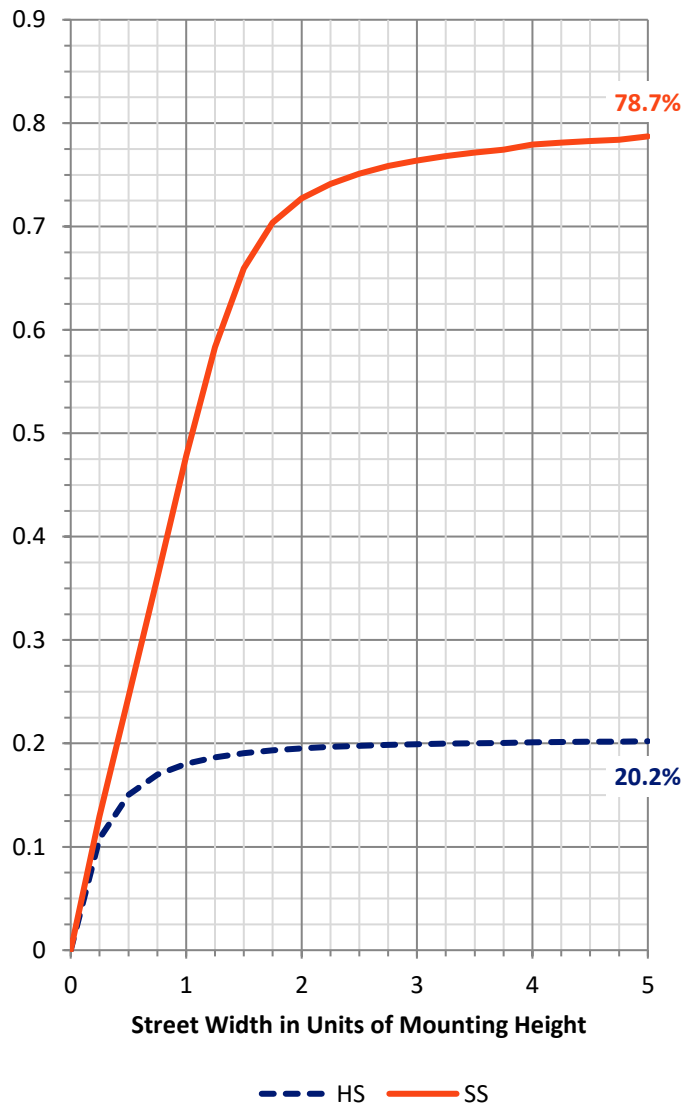
FLUX DISTRIBUTION:

		Downward	Upward	Total
House Side	Lumens	967.2	0.0	967.2
	% Fixture	20.5	0.0	20.5
Street Side	Lumens	3758.1	0.0	3758.1
	% Fixture	79.5	0.0	79.5
Total	Lumens	4725.3	0.0	4725.3
	% Fixture	100.0	0.0	100.0

Coefficient of Utilization

ZONAL LUMENS:

Zone	Lumens	% Fixture
0°-10°	92.3	2.0
10°-20°	227.2	4.8
20°-30°	312.1	6.6
30°-40°	418.4	8.9
40°-50°	607.1	12.8
50°-60°	922.8	19.5
60°-70°	1139.7	24.1
70°-80°	847.5	17.9
80°-90°	158.1	3.3
90°-100°	0.0	0.0
100°-110°	0.0	0.0
110°-120°	0.0	0.0
120°-130°	0.0	0.0
130°-140°	0.0	0.0
140°-150°	0.0	0.0
150°-160°	0.0	0.0
160°-170°	0.0	0.0
170°-180°	0.0	0.0
0°-90°	4725.3	100.0
0°-180°	4725.3	100.0



REPORT NUMBER: P671329

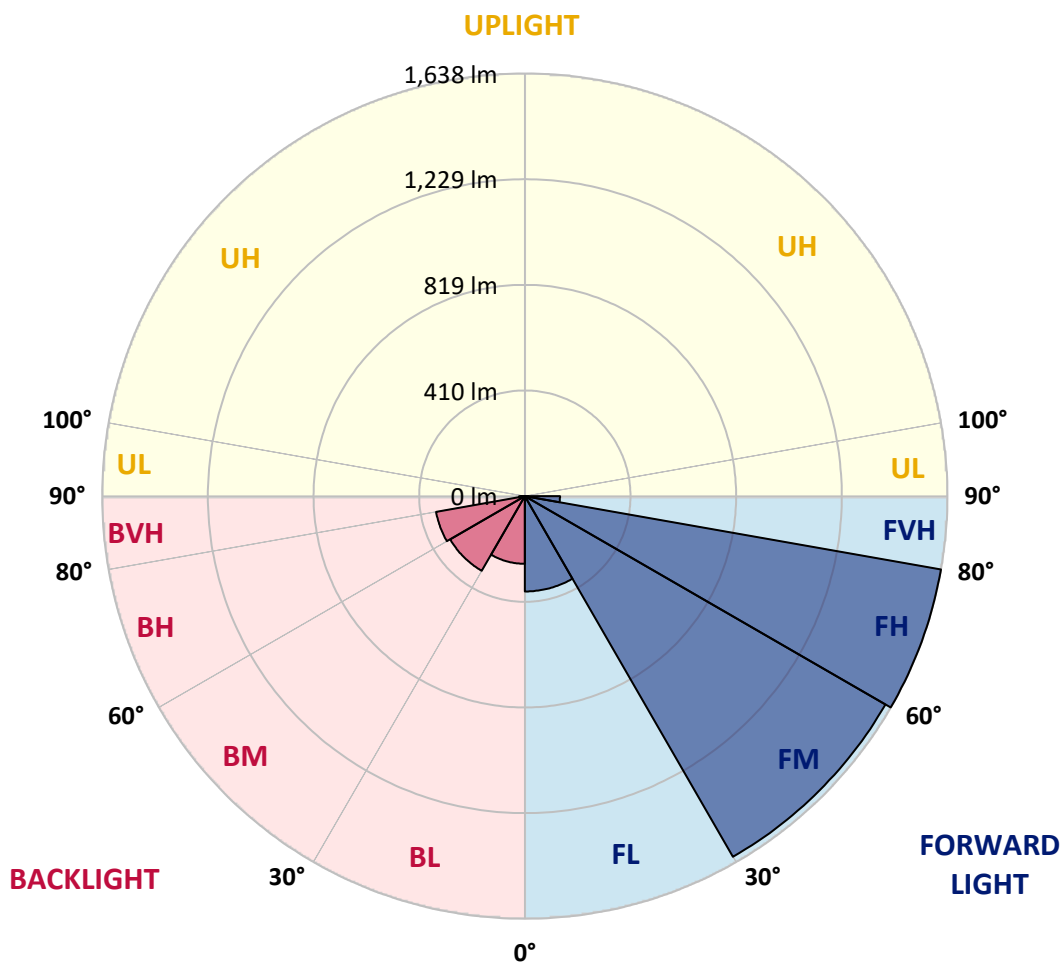
CATALOG NUMBER: CCP-SA-2A-850-U-SL2

LUMINAIRE CLASSIFICATION SYSTEM LUMEN TABLE AND BUG RATING:

Zone	Lumens	% Fixture	Zone Rating/Lumen Limit		
			B	U	G
FL (0°-30°)	369.5	7.8			
FM (30°-60°)	1614.2	34.2			
FH (60°-80°)	1638.1	34.7			G1/1800
FVH (80°-90°)	136.3	2.9			G2/225
BL (0°-30°)	262.1	5.5	B1/500		
BM (30°-60°)	334.1	7.1	B1/1000		
BH (60°-80°)	349.2	7.4	B1/500		G1/500
BVH (80°-90°)	21.8	0.5			G1/100
UL (90°-100°)	0.0	0.0		U0/0	
UH (100°-180°)	0.0	0.0		U0/0	

BUG Rating: B1-U0-G2

Type III Medium





REPORT NUMBER: P671329

CATALOG NUMBER: CCP-SA-2A-850-U-SL2

CANDELA DISTRIBUTION (FULL):

	0°	5°	15°	25°	35°	45°	55°	65°	66°	75°	85°
0°	1044.0	1044.0	1044.0	1044.0	1044.0	1044.0	1044.0	1044.0	1044.0	1044.0	1044.0
2.5°	993.0	998.3	1000.0	1003.5	1012.3	1019.4	1029.9	1035.2	1029.9	1036.9	1036.9
5°	924.5	917.4	935.0	942.0	952.6	966.6	991.2	1010.6	1005.3	1026.4	1044.0
7.5°	866.5	866.5	871.7	887.5	899.9	920.9	947.3	977.2	986.0	1014.1	1040.5
10°	813.7	820.8	820.8	845.4	852.4	877.0	920.9	957.8	959.6	1007.1	1044.0
12.5°	785.6	782.1	799.7	806.7	827.8	852.4	887.5	933.2	935.0	986.0	1036.9
15°	762.8	766.3	775.1	792.6	812.0	831.3	864.7	906.9	915.7	975.4	1033.4
17.5°	764.5	766.3	766.3	778.6	794.4	817.2	848.9	898.1	903.4	961.4	1028.2
20°	775.1	768.0	773.3	778.6	789.1	810.2	836.6	878.8	884.0	959.6	1040.5
22.5°	797.9	792.6	790.9	789.1	787.4	799.7	833.1	868.2	873.5	950.8	1045.7
25°	834.8	833.1	820.8	808.5	799.7	799.7	826.0	877.0	875.2	950.8	1049.2
27.5°	878.8	878.8	877.0	854.2	827.8	813.7	831.3	873.5	871.7	950.8	1058.0
30°	938.5	938.5	933.2	912.2	864.7	824.3	834.8	870.0	875.2	943.8	1051.0
32.5°	1003.5	1001.8	1007.1	987.7	938.5	873.5	855.9	877.0	882.3	950.8	1052.8
35°	1051.0	1061.5	1079.1	1061.5	1012.3	924.5	885.8	891.1	894.6	952.6	1059.8
37.5°	1105.5	1117.8	1142.4	1156.4	1103.7	1001.8	933.2	913.9	913.9	975.4	1061.5
40°	1184.6	1172.3	1214.4	1239.1	1218.0	1096.7	1007.1	956.1	957.8	1005.3	1084.4
42.5°	1242.6	1254.9	1298.8	1342.7	1316.4	1212.7	1087.9	1024.6	1024.6	1049.2	1119.5
45°	1307.6	1321.7	1383.2	1435.9	1455.2	1351.5	1198.6	1123.1	1119.5	1135.4	1182.8
47.5°	1379.7	1399.0	1469.3	1530.8	1581.8	1495.7	1341.0	1242.6	1240.8	1253.1	1288.3
50°	1462.3	1469.3	1527.3	1639.8	1741.7	1687.2	1515.0	1411.3	1402.5	1407.8	1455.2
52.5°	1486.9	1481.6	1548.4	1669.6	1855.9	1921.0	1752.3	1602.9	1599.3	1587.0	1648.6
55°	1397.2	1414.8	1479.8	1634.5	1949.1	2196.9	2012.4	1864.7	1833.1	1799.7	1873.5
57.5°	1218.0	1219.7	1293.5	1476.3	1877.0	2425.4	2453.5	2121.3	2123.1	2033.5	2117.8
60°	947.3	942.0	1000.0	1165.2	1671.4	2495.7	2935.1	2530.8	2513.3	2267.2	2344.5
62.5°	683.7	673.1	685.4	782.1	1249.6	2388.5	3407.8	2989.5	2915.7	2506.2	2566.0
65°	562.4	567.7	573.0	578.2	701.3	1970.2	3553.7	3738.3	3639.8	2785.7	2810.3
67.5°	465.7	469.3	492.1	523.7	520.2	1163.5	3385.0	4430.7	4393.8	3131.9	3021.2
70°	395.4	393.7	420.0	478.0	486.8	604.6	2680.2	4573.1	4652.2	3504.5	3260.2
72.5°	316.4	319.9	342.7	420.0	478.0	509.7	1543.1	4267.3	4265.5	3791.0	3131.9
75°	226.7	226.7	258.4	348.0	462.2	504.4	854.2	3464.1	3529.1	3562.5	2717.1
77.5°	149.4	156.4	181.0	260.1	434.1	493.9	541.3	2518.5	2599.4	2664.4	2079.1
80°	101.9	105.5	121.3	181.0	367.3	497.4	442.9	1694.3	1725.9	1471.0	843.6
82.5°	61.5	63.3	80.8	126.5	263.6	472.8	416.5	935.0	915.7	444.7	242.5
85°	33.4	35.2	51.0	84.4	174.0	413.0	409.5	458.7	427.1	163.4	101.9
87.5°	12.3	12.3	22.8	42.2	100.2	283.0	356.8	272.4	254.8	82.6	47.5
90°	0.0	0.0	0.0	0.0	0.0	0.0	0.0	0.0	0.0	0.0	0.0



REPORT NUMBER: P671329
 CATALOG NUMBER: CCP-SA-2A-850-U-SL2

CANDELA DISTRIBUTION (continued):

	90°	95°	105°	115°	125°	135°	145°	155°	165°	175°	180°
0°	1044.0	1044.0	1044.0	1044.0	1044.0	1044.0	1044.0	1044.0	1044.0	1044.0	1044.0
2.5°	1045.7	1045.7	1045.7	1045.7	1044.0	1036.9	1042.2	1040.5	1029.9	1031.7	1024.6
5°	1042.2	1051.0	1045.7	1038.7	1029.9	1008.8	1001.8	996.5	982.5	977.2	982.5
7.5°	1051.0	1044.0	1040.5	1028.2	993.0	973.7	949.1	919.2	898.1	892.8	898.1
10°	1049.2	1049.2	1033.4	998.3	964.9	908.6	877.0	824.3	794.4	785.6	787.4
12.5°	1042.2	1047.5	1022.9	966.6	903.4	834.8	776.8	720.6	667.9	646.8	643.3
15°	1049.2	1044.0	1000.0	928.0	840.1	745.2	660.8	578.2	529.0	497.4	490.3
17.5°	1038.7	1033.4	970.2	875.2	757.5	636.2	530.8	441.1	391.9	379.6	379.6
20°	1051.0	1017.6	935.0	812.0	671.4	516.7	397.2	330.4	318.1	318.1	321.6
22.5°	1049.2	1014.1	905.1	750.5	567.7	390.2	295.3	275.9	277.7	291.7	290.0
25°	1038.7	1007.1	862.9	681.9	458.7	293.5	244.3	239.0	251.3	267.1	265.4
27.5°	1036.9	987.7	824.3	601.1	349.7	232.0	212.7	212.7	225.0	239.0	237.3
30°	1026.4	971.9	776.8	509.7	263.6	202.1	195.1	195.1	200.4	207.4	207.4
32.5°	1024.6	950.8	724.1	414.8	210.9	182.8	179.3	181.0	181.0	184.5	182.8
35°	1010.6	922.7	669.6	321.6	182.8	172.2	168.7	167.0	167.0	165.2	165.2
37.5°	1005.3	905.1	613.4	249.6	170.5	163.4	159.9	154.7	152.9	152.9	151.1
40°	1010.6	887.5	558.9	202.1	159.9	156.4	151.1	144.1	142.4	142.4	142.4
42.5°	1029.9	885.8	502.7	175.8	154.7	149.4	142.4	135.3	133.6	135.3	133.6
45°	1073.8	899.9	448.2	163.4	147.6	142.4	133.6	128.3	126.5	128.3	128.3
47.5°	1145.9	938.5	399.0	156.4	142.4	135.3	126.5	121.3	121.3	121.3	121.3
50°	1265.4	1012.3	351.5	151.1	138.8	130.1	121.3	114.2	112.5	112.5	114.2
52.5°	1444.7	1138.9	312.8	147.6	133.6	123.0	114.2	109.0	105.5	103.7	105.5
55°	1660.9	1323.4	300.5	144.1	126.5	117.8	109.0	101.9	98.4	98.4	96.7
57.5°	1892.9	1527.3	321.6	140.6	121.3	110.7	101.9	94.9	91.4	89.6	89.6
60°	2144.2	1768.1	399.0	138.8	116.0	103.7	94.9	89.6	84.4	82.6	82.6
62.5°	2372.7	1986.0	537.8	137.1	112.5	96.7	87.9	80.8	77.3	75.6	75.6
65°	2632.8	2228.5	673.1	144.1	110.7	91.4	80.8	73.8	70.3	68.5	68.5
67.5°	2859.5	2439.4	752.2	161.7	116.0	84.4	72.1	66.8	65.0	63.3	63.3
70°	3024.7	2504.5	504.4	177.5	124.8	79.1	65.0	61.5	58.0	58.0	58.0
72.5°	2803.2	2235.6	298.8	167.0	117.8	73.8	58.0	54.5	52.7	52.7	51.0
75°	2397.3	1903.4	230.2	135.3	94.9	63.3	51.0	47.5	45.7	45.7	43.9
77.5°	1769.8	1363.8	170.5	107.2	73.8	51.0	43.9	42.2	40.4	38.7	38.7
80°	692.5	597.6	116.0	79.1	54.5	40.4	36.9	35.2	33.4	31.6	31.6
82.5°	214.4	181.0	66.8	52.7	38.7	31.6	29.9	28.1	26.4	24.6	24.6
85°	93.1	89.6	43.9	33.4	26.4	21.1	21.1	19.3	17.6	15.8	15.8
87.5°	45.7	43.9	24.6	15.8	14.1	10.5	10.5	8.8	7.0	7.0	7.0
90°	0.0	0.0	0.0	0.0	0.0	0.0	0.0	0.0	0.0	0.0	0.0

(END OF REPORT)